


Shareholding Pattern under Regulation 31 of SEBI (Listing Obligations and Disclosure Requirements) Regulations, 2015

1.	Name of Listed Entity: S.P. Apparels Limited	
2.	Scrip Code/Name of Scrip/Class of Security: 540048	
3.	Share Holding Pattern Filed under: Reg. 31(1)(a)/Reg. 31(1)(b)/Reg.31(1)(c)	
	a.	If under 31(1)(b) then indicate the report for Quarter ending
	b.	If under 31(1)(c) then indicate date of allotment/extinguishment
4.	Declaration: The Listed entity is required to submit the following declaration to the extent of submission of information:-	

	Particulars	Yes*	No*
1	Whether the Listed Entity has issued any partly paid up shares?		No
2	Whether the Listed Entity has issued any Convertible Securities or Warrants?		No
3	Whether the Listed Entity has any shares against which depository receipts are issued?		No
4	Whether the Listed Entity has any shares in locked-in?	Yes	
5	Whether any shares held by promoters are pledge or otherwise encumbered?		No

* If the Listed Entity selects the option 'No' for the questions above, the columns for the partly paid up shares, Outstanding Convertible Securities/Warrants, depository receipts, locked-in shares, No of shares pledged or otherwise encumbered by promoters, as applicable, shall not be displayed at the time of dissemination on the Stock Exchange website. Also wherever there is 'No' declared by Listed Entity in above table the values will be considered as 'Zero' by default on submission of the format of holding of specified securities.

GENERATED ON :04/01/2017 NSDL : 31/12/2016 CDSL :31/12/2016




S.P. Apparels Limited

Table I - Summary Statement holding of specified securities

Category	Category of shareholder	Nos. of shareholders	No. of fully paid up equity shares held	No. of Partly paid-up equity shares held	No. of shares underlying Depository Receipts	Total nos. shares held	Shareholding as a % of total no. of shares (calculated as per SCRR, 1957)	Number of Voting Rights held in each class of securities			Shares Underlying Outstanding convertible securities (including securities	ing, as a % assuming full conversion of convertible securities	Number of Locked in shares		Number of Shares pledged or otherwise encumbered		Number of equity shares held in dematerialised form	
								No of Voting Rights		Total as a % of (A+B+C)			No. (a)	As a % of total Shares held (b)	No. (a)	As a % of total Shares held (b)		
								Class eg: X	Class eg: Y									Total
(I)	(II)	(III)	(IV)	(V)	(VI)	(VII) =	(VIII) As a	(IX)			(X)	(XI)=	(XII)	(XIII)	(XIV)			
(A)	Promoter & Promoter Group	6	15130000	0	0	15130000	60.1170	15130000	0	15130000	60.1170	0	60.1170	15000000	99.1407	0	0.0000	15130000
(B)	Public	7958	10037600	0	0	10037600	39.8830	10037600	0	10037600	39.8830	0	39.8830	345212	3.4391	NA	NA	9692388
(C)	Non Promoter - Non Public																	
(C1)	Shares Underlying DRs	0	0	0	0	0	0.0000	0	0	0	0.0000	0	0.0000	0	0.0000	NA	NA	0
(C2)	Shares Held By Employee Trust	0	0	0	0	0	0.0000	0	0	0	0.0000	0	0.0000	0	0.0000	NA	NA	0
	Total	7964	25167600	0	0	25167600	100.0000	25167600	0	25167600	100.0000	0	100.0000	15345212	60.9720	0	0.0000	24822388

GENERATED ON : 04/01/2017 NSDL : 31/12/2016 CDSL : 31/12/2016



S.P. Apparels Limited

Table II - Statement showing shareholding pattern of the Promoter and Promoter Group


	Category & Name of the shareholders	PAN	Nos. of shareholders	No. of fully paid up equity shares held	Partly paid-up equity shares held	No. of shares underlying Depository Receipts	Total nos. shares held	Shareholding % calculated as per SCRR, 1957 As a % of (A+B+C2)	Number of Voting Rights held in each class of securities			Shares Underlying Outstanding convertible securities (including)	ing, as a % assuming full conversion of convertible securities	Number of Locked in shares		Number of Shares pledged or otherwise encumbered		Number of equity shares held in dematerialised form	
									No of Voting Rights					Total as a % of (A+B+C)	No. (a)	As a % of total Shares held(b)	No. (a)		As a % of total Shares held(b)
									Class eg: X	Class eg: Y	Total								
1	Indian																		
(a)	Individuals / Hindu Undivided Family		5	15130000	0	0	15130000	60.1170	15130000	0	15130000	60.1170	0	60.1170	15000000	99.1408	0	0.0000	15130000
	Perumal Sundararajan	AGQPS1345A	1	12110000	0	0	12110000	48.1174	12110000	0	12110000	48.1174	0	48.1174	11980000	98.9265	0	0.0000	12110000
	Sundararajan Latha	ADQPS5817G	1	3000000	0	0	3000000	11.9201	3000000	0	3000000	11.9201	0	11.9201	3000000	100.0000	0	0.0000	3000000
	Perumal Ashokaraman	ABQPA3610F	1	5000	0	0	5000	0.0199	5000	0	5000	0.0199	0	0.0199	5000	100.0000	0	0.0000	5000
	Perumal Mudaliar Velusamy	AAZPV1017F	1	5000	0	0	5000	0.0199	5000	0	5000	0.0199	0	0.0199	5000	100.0000	0	0.0000	5000
	S Shantha	BCFP55785L	1	5000	0	0	5000	0.0199	5000	0	5000	0.0199	0	0.0199	5000	100.0000	0	0.0000	5000
	Sundararajan Chanduran	AIPPC1092H	1	5000	0	0	5000	0.0199	5000	0	5000	0.0199	0	0.0199	5000	100.0000	0	0.0000	5000
(b)	Central Government / State Government(s)		0	0	0	0	0	0.0000	0	0	0	0.0000	0	0.0000	0	0.0000	0	0.0000	0
(c)	Financial Institutions / Banks		0	0	0	0	0	0.0000	0	0	0	0.0000	0	0.0000	0	0.0000	0	0.0000	0
(d)	Any Other (Specify)		0	0	0	0	0	0.0000	0	0	0	0.0000	0	0.0000	0	0.0000	0	0.0000	0
	Sub Total (A)(1)		5	15130000	0	0	15130000	60.1170	15130000	0	15130000	60.1170	0	60.1170	15000000	99.1408	0	0.0000	15130000
2	Foreign																		
(a)	Individuals (Non-Resident Individuals / Foreign Individuals)		0	0	0	0	0	0.0000	0	0	0	0.0000	0	0.0000	0	0.0000	0	0.0000	0
(b)	Government		0	0	0	0	0	0.0000	0	0	0	0.0000	0	0.0000	0	0.0000	0	0.0000	0
(c)	Institutions		0	0	0	0	0	0.0000	0	0	0	0.0000	0	0.0000	0	0.0000	0	0.0000	0
(d)	Foreign Portfolio Investor		0	0	0	0	0	0.0000	0	0	0	0.0000	0	0.0000	0	0.0000	0	0.0000	0
(e)	Any Other (Specify)		0	0	0	0	0	0.0000	0	0	0	0.0000	0	0.0000	0	0.0000	0	0.0000	0
	Sub Total (A)(2)		0	0	0	0	0	0.0000	0	0	0	0.0000	0	0.0000	0	0.0000	0	0.0000	0
	Total Shareholding Of Promoter And Promoter Group (A)= (A)(1)+(A)(2)		5	15130000	0	0	15130000	60.1170	15130000	0	15130000	60.1170	0	60.1170	15000000	99.1408	0	0.0000	15130000

Details of Shares which remain unclaimed may be given hear along with details such as number of shareholders, outstanding shares held in demat/unclaimed suspense account, voting rights which are frozen etc.

Note :

(1) PAN would not be displayed on website of Stock Exchange(s)


(2) The term 'Encumbrance' has the same meaning as assigned under regulation 28(3) of SEBI (Substantial Acquisition of Shares and Takeovers) Regulations, 2011.



S.P. Apparels Limited

Table III - Statement showing shareholding pattern of the Public shareholder

Category & Name of the shareholders	PAN	Nos. of shareholders	No. of fully paid up equity shares held	Partly paid-up equity shares held	No. of shares underlying Depository Receipts	Total nos. shares held	Shareholding % calculated as per SCRR, 1957 A: a % of (A+B+C2)	Number of Voting Rights held in each class of securities			Shares Underlying Outstanding convertible securities (including securities convertible as a % assuming full conversion of convertible securities)	Number of Locked in shares	Number of Shares pledged or otherwise encumbered		Number of equity shares held in dematerialised form			
								No of Voting Rights					Total as a % of (A+B+C)	No. (a)		As a % of total Shares held(b)	No. (a)	As a % of total Shares held(b)
								Class eg: X	Class eg: y	Total								
(I)	(II)	(III)	(IV)	(V)	(VI)	(VII) =	(VIII) As a % of (A+B+C2)	(IX)	(X)	(XI) =	(XII)	(XIII)	(XIV)	(XV)				
1	Institutions																	
(a)	Mutual Fund		4	1580193	0	0	1580193	6.2787	1580193	0	1580193	6.2787	0	0.0000	NA	NA	1580193	
	Dsp Blackrock Micro Cap Fund	AAAJD0430B		1000367	0	0	1000367	3.9748	1000367	0	1000367	3.9748	0	0.0000	NA	NA	1000367	
	Uti- Balanced Fund	AAATU1088L		275262	0	0	275262	1.0937	275262	0	275262	1.0937	0	0.0000	NA	NA	275262	
(b)	Venture Capital Funds		0	0	0	0	0	0.0000	0	0	0	0.0000	0	0.0000	NA	NA	0	
(c)	Alternate Investment Funds		0	0	0	0	0	0.0000	0	0	0	0.0000	0	0.0000	NA	NA	0	
(d)	Foreign Venture Capital Investors		0	0	0	0	0	0.0000	0	0	0	0.0000	0	0.0000	NA	NA	0	
(e)	Foreign Portfolio Investor		4	1446597	0	0	1446597	5.7479	1446597	0	1446597	5.7479	0	0.0000	NA	NA	1446597	
	Goldman Sachs India Limited	AADC30260C		1338597	0	0	1338597	5.3187	1338597	0	1338597	5.3187	0	0.0000	NA	NA	1338597	
(f)	Financial Institutions / Banks		1	86	0	0	86	0.0003	86	0	86	0.0003	0	0.0000	NA	NA	86	
(g)	Insurance Companies		0	0	0	0	0	0.0000	0	0	0	0.0000	0	0.0000	NA	NA	0	
(h)	Provident Funds/ Pension Funds		0	0	0	0	0	0.0000	0	0	0	0.0000	0	0.0000	NA	NA	0	
(i)	Any Other (Specify)		0	0	0	0	0	0.0000	0	0	0	0.0000	0	0.0000	NA	NA	0	
	Sub Total (B)(1)		9	3026876	0	0	3026876	12.0269	3026876	0	3026876	12.0269	0	0.0000	NA	NA	3026876	
	Central Government/ State Government(s)/ President of India																	
	Sub Total (B)(2)		0	0	0	0	0	0.0000	0	0	0	0.0000	0	0.0000	NA	NA	0	
3	Non-institutions:																	
(a)	Individuals																	
	i. Individual shareholders holding nominal share capital up to Rs. 2 lakhs.		7034	1892035	0	0	1892035	7.5177	1892035	0	1892035	7.5177	0	0.0000	NA	NA	1892035	
	ii. Individual shareholders holding nominal share capital in excess of Rs. 2 lakhs.		14	1691819	0	0	1691819	6.7222	1691819	0	1691819	6.7222	0	0.0000	NA	NA	1691819	
	Ashish Kacholia	AADP0757F		925000	0	0	925000	3.6754	925000	0	925000	3.6754	0	0.0000	NA	NA	925000	
(b)	NBFCs registered with RBI		0	0	0	0	0	0.0000	0	0	0	0.0000	0	0.0000	NA	NA	0	
(c)	Employee Trusts		0	0	0	0	0	0.0000	0	0	0	0.0000	0	0.0000	NA	NA	0	
(d)	Overseas Depositories(holding DRs) (balancing figure)		0	0	0	0	0	0.0000	0	0	0	0.0000	0	0.0000	NA	NA	0	
(e)	Any Other (Specify)		901	3426870	0	0	3426870	13.6162	3426870	0	3426870	13.6162	345212	10.0737	NA	NA	3081658	
	Trusts		1	484	0	0	484	0.0019	484	0	484	0.0019	0	0.0000	NA	NA	484	
	Hindu Undivided Family		435	282099	0	0	282099	1.1209	282099	0	282099	1.1209	0	0.0000	NA	NA	282099	
	Foreign Companies		2	845212	0	0	845212	3.3583	845212	0	845212	3.3583	345212	40.8432	NA	NA	500000	
	New York Life Investment Management India Fun	AACCN1326K		500000	0	0	500000	1.9867	500000	0	500000	1.9867	0	0.0000	NA	NA	500000	
	M/S Euro Asia Agencies Limited Hongkong			345212	0	0	345212	1.3717	345212	0	345212	1.3717	345212	100.0000	NA	NA	0	
	Non Resident Indians (Non Repat)		34	59341	0	0	59341	0.2358	59341	0	59341	0.2358	0	0.0000	NA	NA	59341	
	Non Resident Indians (Repat)		77	20622	0	0	20622	0.0819	20622	0	20622	0.0819	0	0.0000	NA	NA	20622	
	Clearing Member		182	355138	0	0	355138	1.4111	355138	0	355138	1.4111	0	0.0000	NA	NA	355138	
	Bodies Corporate		170	1863974	0	0	1863974	7.4062	1863974	0	1863974	7.4062	0	0.0000	NA	NA	1863974	
	Birla Sun Life Insurance Company Limited	AABC84623J		954980	0	0	954980	3.7945	954980	0	954980	3.7945	0	0.0000	NA	NA	954980	



Sub Total (B)(3)		7949	7010724	0	0	7010724	27.8561	7010724	0	7010724	27.8561	0	27.8561	345212	4.9241	NA	NA	6665512
Total Public Shareholding (B)= (B)(1)+(B)(2)+(B)(3)		7958	10037600	0	0	10037600	39.8830	10037600	0	10037600	39.8830	0	39.8830	345212	3.4392	NA	NA	9692388

Details of the shareholders acting as persons in Concert including their Shareholding (No. and %):


No. of shareholders	No. of Shares

Details of Shares which remain unclaimed may be given here along with details such as number of shareholders, outstanding shares held in demat/unclaimed suspense account, voting rights which are frozen etc.

Note :

- (1) PAN would not be displayed on website of Stock Exchange(s).
- (2) The above format needs to disclose name of all holders holding more than 1% of total number of shares
- (3) W.r.t. the information pertaining to Depository Receipts, the same may be disclosed in the respective columns to the extent information available and the balance to be disclosed as held by custodian.

GENERATED ON :04/01/2017 NSDL : 31/12/2016 CDSL :31/12/2016



S.P. Apparels Limited

Table IV - Statement showing shareholding pattern of the Non Promoter- Non Public shareholder

Category & Name of the shareholders	PAN	Nos. of shareholders	No. of fully paid up equity shares held	Partly paid-up equity shares held	No. of shares underlying Depository Receipts	Total nos. shares held	Shareholding % calculated as per SCRR, 1957 As a % of (A+B+C2)	Number of Voting Rights held in each class of securities				Shares Underlying Outstanding convertible securities (including securities convertible, as a % assuming conversion of convertible securities)	Number of Locked in shares		Number of Shares pledged or otherwise encumbered		Number of equity shares held in dematerialised form	
								No of Voting Rights			Total as a % of (A+B+C)		No. (a)	As a % of total Shares held(b)	No. (a)	As a % of total Shares held(b)		
								Class eg: X	Class eg: Y	Total								
1		0	0	0	0	0	0.0000	0	0	0	0.0000	0	0.0000	0	0.0000	NA	NA	0
2		0	0	0	0	0	0.0000	0	0	0	0.0000	0	0.0000	0	0.0000	NA	NA	0
Total Non-Promoter- Non Public Shareholding (C)= (C)(1)+(C)(2)		0	0	0	0	0	0.0000	0	0	0	0.0000	0	0.0000	0	0.0000	NA	NA	0

Note :

- (1) PAN would not be displayed on website of Stock Exchange(s).
- (2) The above format needs to disclose name of all holders holding more than 1% of total number of shares
- (3) W.r.t. the information pertaining to Depository Receipts, the same may be disclosed in the respective columns to the extent information available and the balance to be disclosed as held by custodian.

GENERATED ON :04/01/2017 NSDL : 31/12/2016 CDSL : 31/12/2016

For S.P. APPARELS LTD